



MEDICAL GRADE CBD AND HEMP PRODUCTS DESERVE
MEDICAL GRADE TESTING

LABORATORY CERTIFICATION OF ANALYSIS:

Sample Information	
Client ID:	S49AA-0142
Accession ID:	211060001
Sample ID:	Muscle Salve
Sample Matrix:	Infused Product - Salve
Date Received:	04/16/2021

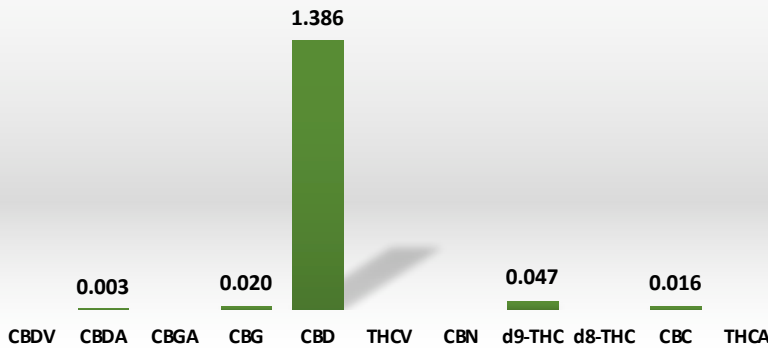
Client Information	
Name / Business	Mount Horeb Hemp
Address:	9658 E. Perry Center Rd
City/State/Zip Code:	Mount Horeb, WI 53572
Phone Number:	(608) 216-5451
Email Address:	mounthorebhemp@gmail.com



Cannabinoid Profile Analysis	Test Date: 04/16/2021	Tested By: JJC
------------------------------	-----------------------	----------------

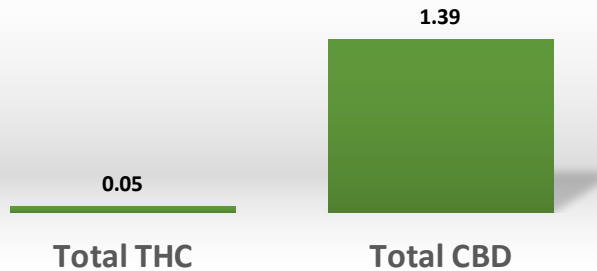
Non-plant material is analyzed via HPLC-DAD by mass with comparison to certified reference standards at known concentrations.

Percentage of Individual Cannabinoid by Mass

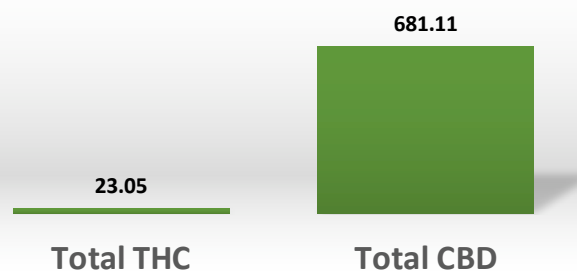


Cannabinoid	Conc. (mg/g)
CBDV	Not Detected
CBDA	0.028
CBGA	Not Detected
CBG	0.200
CBD	13.863
THCV	Not Detected
CBN	Not Detected
d9-THC	0.470
d8-THC	Not Detected
CBC	0.160
THCA	Not Detected
Total Cannabinoids	14.721 mg/g
Measured Mass (g)	49.045 /unit
Total CBD : Total THC Ratio	
29.55 :1	

Total CBD & THC Percentage per Unit



Total CBD & THC Concentration (mg/1.73oz Jar)



Comments:

Moisture analysis not performed on this matrix.
 1.47% of Total Cannabinoids per container (49.04 g or 1.73 oz)
 Total CBD = 681.11 mg (94.35%), d9-THC 23.05 mg (3.2%), CBG = 9.81 mg (1.36%) CBC = 7.84 mg (1.09%)
 Total Amount of Cannabinoids per container = 721.81 mg

Notes & Disclaimers:

- 1) Total THC = d9-THC+(THCA*0.877), Total CBD = CBD+(CBDA*0.877).
- 2) DBNQ= Detected but not quantifiable.
- 3) These results relate only to the test article listed in this report. Reports may not be reproduced except in their entirety.
- 4) All results apply to the samples as received. Improper collection of samples can affect the validity of results and is not the responsibility of the lab.

Results Verified By: Megan Duster-Matz, MT(ASCP)

Signature: *Megan Duster-Matz*

Date: 04/22/2021